


3D Figures

Colour the prisms green and the pyramids red.



Workout 2

Write the names of the prisms or pyramids. Then answer the questions using the representing letters.

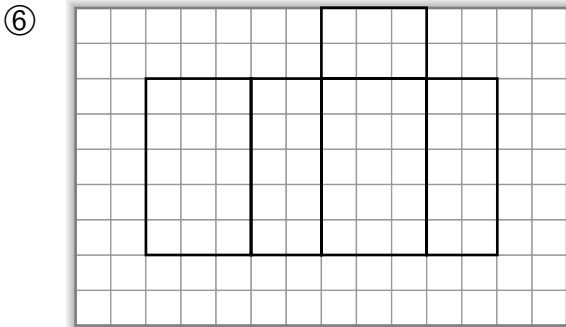
<p>A</p>	<p>B</p>	<p>Reminder</p> <p>Prisms and pyramids are named by the shape of their ends or bases.</p> <p>Triangular prism</p> <p>Rectangular pyramid</p>	
<p>C</p>	<p>D</p>		<p>E</p>

② Name of the figures:

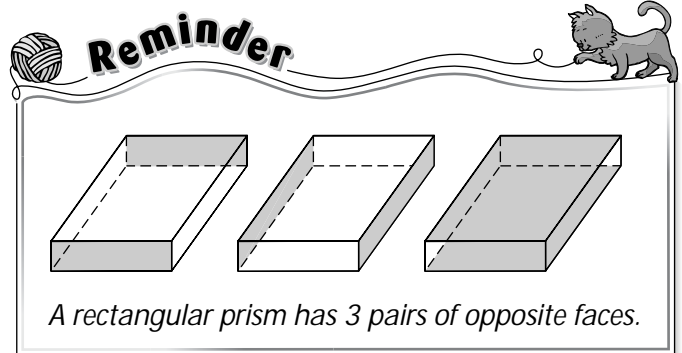
- A** _____ **B** _____ **C** _____
D _____ **E** _____ **F** _____

- ③ Which figures have triangular faces? _____
 ④ Which figures have 5 faces? _____
 ⑤ Which figures have 6 vertices? _____

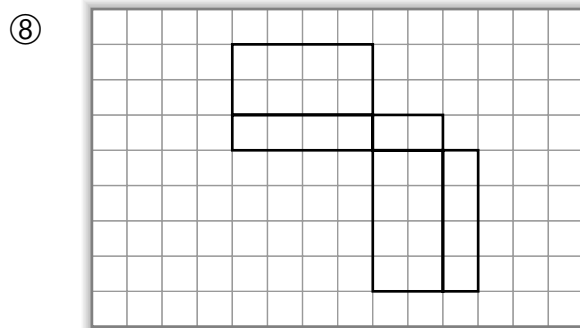
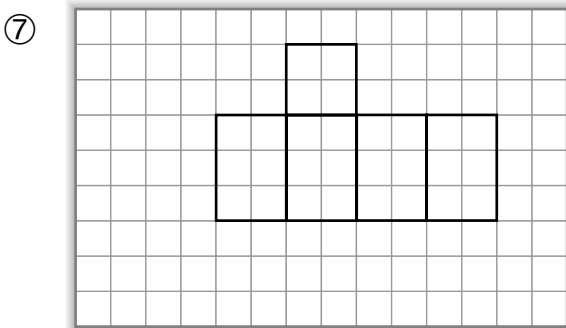
Draw the missing parts of the nets for rectangular prisms. Then colour each pair of opposite faces with the same colour.






Reminder



A rectangular prism has 3 pairs of opposite faces.



Draw the figures.

⑨ Rectangular prism	⑩ Triangular prism	⑪ Hexagonal pyramid
		

EXTRA Workout

Anita cuts the solids along the dotted lines. What shapes are the cut faces? Write the names of the shapes.

